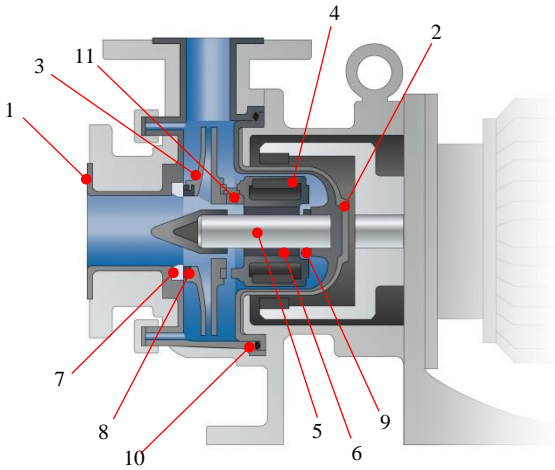


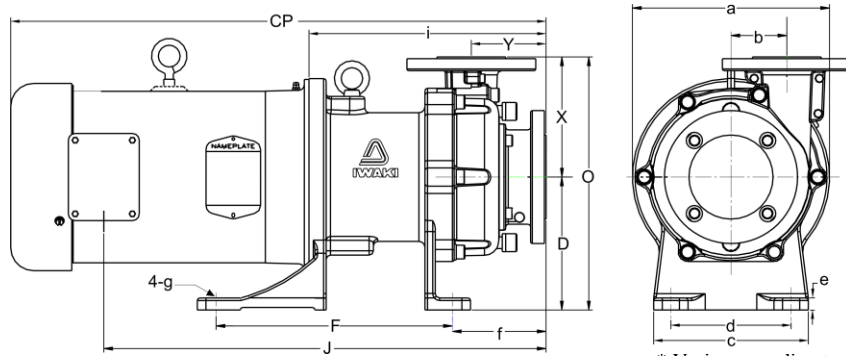
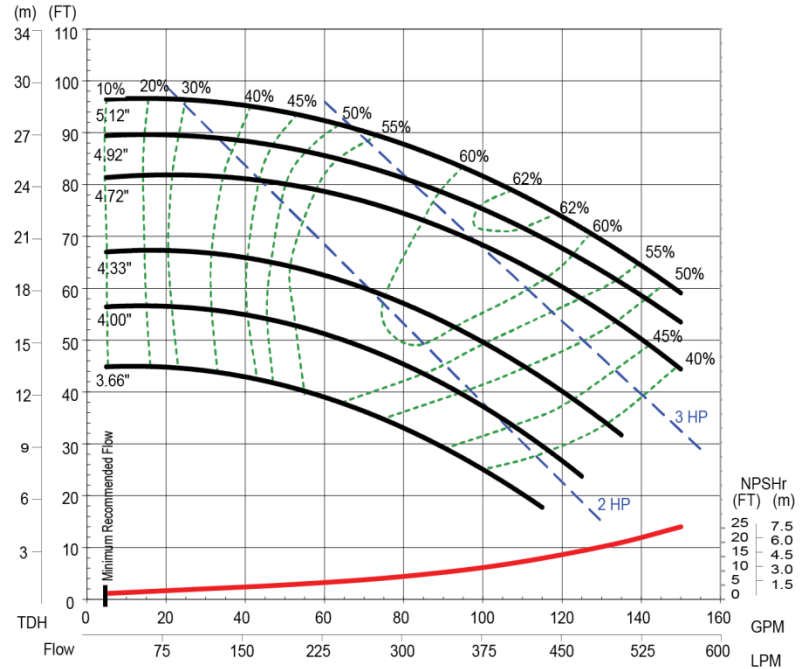


MXM-54_3

- Non-contact bearing system (CF model code) allows dry operation
- Simple, rugged design
- Back pull-out design
- Splined/pinned impeller design provides positive locking of impeller/inner magnet while still allowing for individual replacement of each part



No.	Name	Material		
		CF	FF	KK
1	Front Casing	CFRETFE		
2	Rear Casing			
3	Impeller			
4	Magnet capsule			
5	Spindle	Alumina Ceramic	SiC	
6	Bearing	Carbon	Ceramic	SiC
7	Liner ring	Alumina Ceramic	SiC	
8	Mouth ring	PTFE		SiC
9	Rear thrust ring	CFRPFA		
10	O-ring	FKM/EPDM/Aflas		
11	Impeller locking pin	CFRETFE		



Dimensions inches (mm)

* Varies according to motor manufacturer

Model	a	b	c	d	D	e	f	F	g	i	j	O	X	Y	CP*
MXM-542										11.46 (291.8)	17.92 (455.2)				21.90 (556.3)
MXM-543	9.04 (229.6)	2.56 (65.0)	7.09 (180.1)	5.51 (140.0)	6.10 (154.9)	0.55 (14.0)	4.29 (109.0)	10.83 (275.1)	0.55 (14.0)	10.87 (276.1)	20.27 (514.9)	11.61 (274.9)	5.51 (140.0)	3.43 (87.1)	24.70 (627.4)
MXM-545															

Model	Suct x Disch	Minimum Flow (GPM)	Max Head (ft)	Maximum Capacity (GPM)	Motor /Frame	Pump Weight (lbs)
MXM-542	2.0" x 1.5"	5.3	96	115	2 HP / 145TC	55
MXM-543		5.3	122	160	3 HP / 182TC	55
MXM-545		13.2	142	160	5 HP / 184TC	66